

FlipTop Twin Versatile use of space



Steelcase

www.steelcase.asia

Hong Kong +852 2520 0160 Guangzhou +86 20 8732 3332 Tokyo +81 3 3448 9611 Sydney +61 2 9660 5511 Melbourne +61 3 9670 1555
Shanghai +86 21 6137 6288 Beijing +86 10 5911 3988 Singapore +65 6738 5225 Bangalore +91 80 3055 0300 Delhi +91 124 3077 200
AP421E 20/11 ©2011 Steelcase Inc. All rights reserved.

Love how you work.®

Observation & Insight

Most meeting tables are not intuitive to set up and use.



FlipTop Twin Versatile use of space

Smart furniture can enhance employee productivity while reducing the cost of real estate, boosting versatility in the workplace by enabling meeting spaces to host diverse activities.

FlipTop Twin was created with flexibility in mind. A simple folding mechanism enables **the worktop to be flipped down into place in moments**, to create a meeting space. And flipped up and rolled away for quick and space-efficient storage.

Smooth rolling casters enable the flexible configuring of meeting spaces to accommodate different uses, including training sessions, team work, group meetings or conferences, in just moments.

Why FlipTop Twin?

- 1 – Quick and easy set-up and reconfiguration
- 2 – Space efficiency





Easy reconfiguration

Cutting costs is of paramount importance in today's tough economic climate. Organisations expect more from their floor space and need **meetings to be quick and efficient.**

Yet group work is dynamic and requires different settings and environments. Individuals may need to transform quickly a U-shape configuration into several blocks for small team work.

Space optimisation is made easy with FlipTop Twin tables. Thanks to the intuitive folding mechanism, the FlipTop Twin tables are quickly installed and easily reconfigured by the users.

Just install, use, reconfigure and fold away.

How it works



Space efficiency

Due to its flexibility and modularity FlipTop Twin guarantees efficient use of meeting space. Unused elements can be stored neatly to clear surface areas.



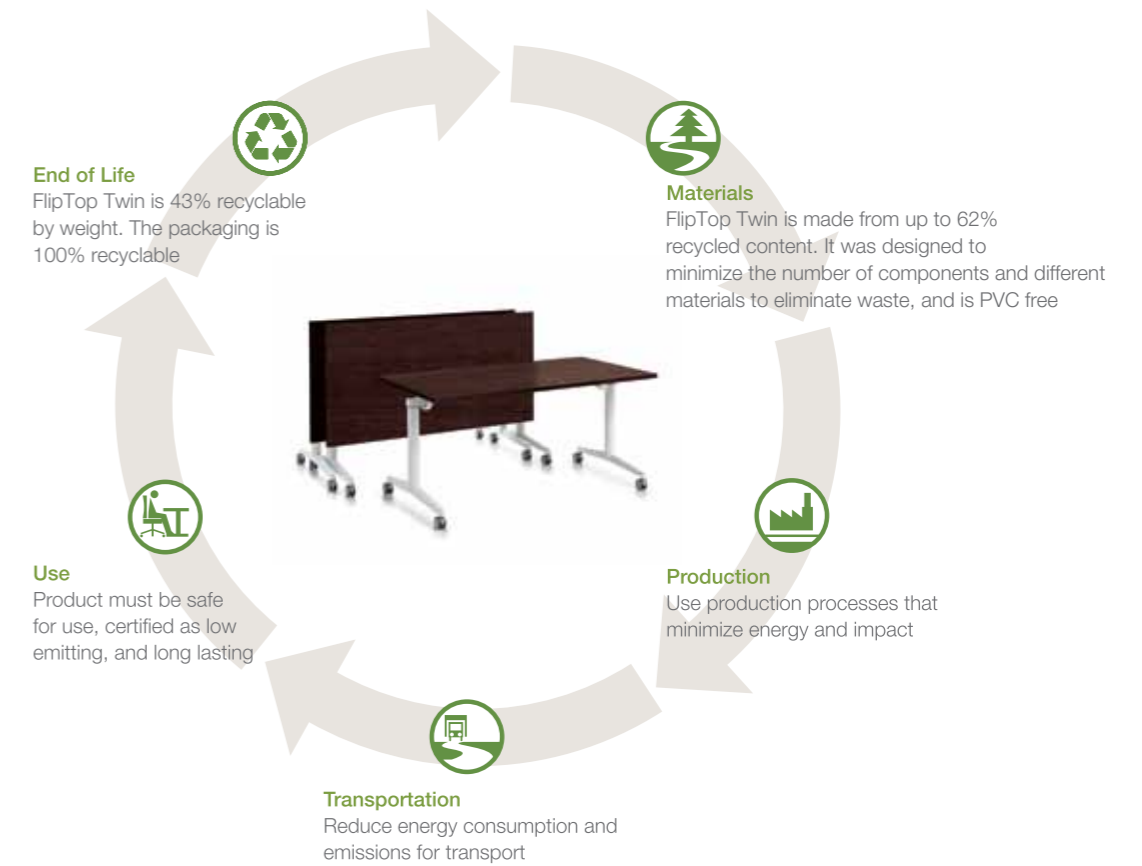
Quick and easy installation

FlipTop Twin is 100% symmetric. The top can be flipped to both sides either by hand or foot and it can be used from both sides. A tested safety mechanism ensures stability and is easily accessible from any angle.



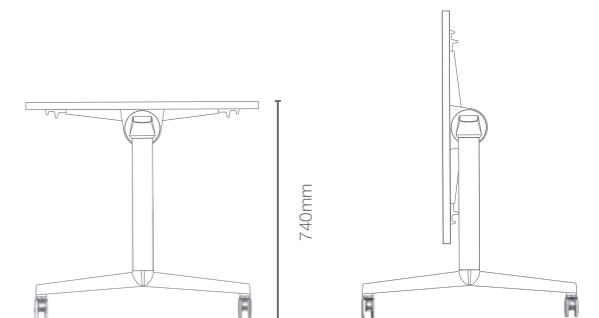
Steelcase takes a life-cycle approach to the design, use and disposal of its products. From Materials, Production, Transportation, and Use through to End of Life, each element in the FlipTop Twin range of tables has been carefully considered to reduce its impact on the environment.

Life Cycle Assessment




System overview

Table top shapes	Dimensions in mm		Rectangular
	W 1300	D 650	x
	W 1500	D 750	x
	W 1600	D 650 800	x
	W 1800	D 650 800	x



Surface Materials

Laminate



Digital surface material images are provided as a preliminary color reference and should not be used for final color selection.