

Love how you work.®



Steelcase

Ology
benching

HONG KONG +852 2520 0160 TOKYO +81 3 3448 9611 SYDNEY +61 2 9660 5511 MELBOURNE +61 3 9670 1555 SHANGHAI +86 21 6137 6288
BEIJING +86 10 5911 3988 SINGAPORE +65 6738 5225 BANGALORE +91 80 3055 0300 DELHI +91 124 3077 200 HYDERABAD +91 40 67046400

Visit www.steelcase.asia

AP2341E ©2017 Steelcase Inc. All rights reserved. All specifications subject to change without notice. Trademarks used herein are the property of Steelcase Inc. or of their respective owners.

Steelcase

ENHANCING WELLBEING, OPTIMIZING SPACE

Ology is the first benching solution that supports the physiology and biology of users to make the workplace a more health conscious environment. It adds the benefits of height-adjustability to a range of bench applications, optimizing individual support and improving organizational wellbeing while maximizing the use of real estate.



5 HOURS 41 MINUTES

spent each day sitting at a desk.

British Psychological Society conference, January 15, 2012.

Improving the physiology of work

Ology's convenient, intuitive controls make it easy to change worksurface height and posture, encouraging more health conscious behaviors. A soft edge profile reduces shoulder and neck fatigue during extended computer use.

Physiologic benefits of changing postures:

- increased energy level
- improved productivity
- reduced musculoskeletal discomfort
- decreased likelihood of weight gain and cardiovascular disease



Biology to benefit workplace wellbeing

Because microbes populate desktops, and 80% of infections can be transmitted by touch, Ology is available with proprietary BactiBlock®, a naturally sourced and highly efficient antimicrobial protection, molded into the soft edge.

This durable and long-lasting protection for the most frequently touched area of the worksurface supports the wellbeing of each and every user for years to come.

10 MILLION

germs on the typical desk.

Source: University of Arizona 2009.




Most frequently touched points on a workstation

TAILORING THE INDIVIDUAL WORKSPACE


As well as easily adjusting the worksurface height for individual comfort and wellness, Ology incorporates a number of features to support the different ways people work, individually and collaborating, to optimize productivity.



Soft Edge
Significantly reduces unhealthy pressure on forearms, and reduces shoulder and neck fatigue.



Power Access Door
Puts power outlets and data connections within easy reach.



Integrated Rail
Provides support for worktools, monitor arms and lighting above the worksurface, expanding the workspace, reducing clutter and enhancing productivity.



Intuitive Controller
Easily adjusts desk height at 42mm per second. Users can make micro-adjustments to tailor the desk height to their personal preference.




Programmable Controller
Allows individual users to set up to 4 seated and standing height positions. While activated, the digital display shows the desk height. (Optional)

SURFACE MATERIALS


Omni-R



Paint



Laminate



Digital surface material images are provided as a preliminary color reference and should not be used for final color selection.

SUSTAINABILITY

Sustainability actions and results are annually communicated in the annual Steelcase Corporate Responsibility report.