

WWW.WENDELBO.DK

WENDELBO INTERIORS A/S
MOSEVEJ 20 A
DK - 8240 RISSKOV
DENMARK



WENDELBO

DESIGN BY BORIS BERLIN





CORNET
ASSEMBLY INSTRUCTION



Please read these instructions carefully and keep for future reference. Refer to parts inventory for guidance and ensure you have all pieces before starting.

When assembling, place all parts on a soft, clean and flat surface such as a carpet to prevent scratches.

PART INVENTORY

ID	DESCRIPTION		QTY
A	FRONT LEG'S LEFTSIDE		1
B	FRONT LEG'S RIGHTSIDE		1
C	BACK LEG'S LEFTSIDE		1
D	BACK LEG'S RIGHTSIDE		1
E	ALLEN KEY		1
F	SOCKET HEAD SCREW		12

