

# AXIS DESK

Axis office environments create a sense of community & space and support dynamic changes in workplace technologies while evolving work practices.



# AXIS STRAIGHTLINE DESK



\*Available to GECA certification at special request



Axis Desking with Breathe Screen System and Axis Mobiles

## STANDARD FEATURES

- 50 x 50 mm square end frames with flush ground weld finish
- 50 x 25 mm rails
- 80 mm height adjustment in each foot
- Frames finished in Gloss White powdercoat
- 25 mm worksurfaces finished in White melamine on E0 grade substrate with matching PVC edge
- Available with modesties
- Fixed height 720 mm (incl worksurafce)
- Compatible with comseal cable tidy system

## AVAILABLE IN



- Single - Desk
- Shared - Straightline or Back-to-back
- Fixed Height
- Height Adjustable - Winder or Electric
- 1200w x 600d mm
- 1200w x 750dmm
- 1500w x 600dmm
- 1500w x 750d mm
- 1500w x 800d mm (scallop top)
- 1800w x 600 mm
- 1800w x 750d mm
- 1800w x 800d mm (scallop top)

## COMPATIBLE SCREENS

- Split 22 mm with Translucent PVC or Red/Black E-panel insert
- Breathe 22 mm
- Studio50



## POSSIBLE CONFIGURATIONS



# AXIS 90°

Axis office environments create a sense of community & space and support dynamic changes in workplace technologies while evolving work practices.



# AXIS 90° WORKSTATION



Available to GECA certification at special request



Axis Desking with Split screens in Black E-panel, Balance Seating, Axis Mobiles and Shelves

## STANDARD FEATURES

- 50 x 50 mm square end frames with flush ground weld finish
- 50 x 25 mm rails
- 80 mm height adjustment in each foot
- Frames finished in Gloss White powdercoat
- 25 mm worksurfaces finished in White melamine on E0 grade substrate with matching PVC edge
- Available with modesties
- Fixed height 720 mm (incl worksurface)
- Compatible with comseal cable tidy system

## AVAILABLE IN

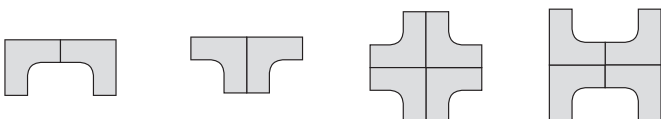
- Single - Workstation
- Shared - Pod
- Fixed Height
- Height Adjustable - Winder or Electric
- 1800 x 1800w x 600d mm
- 1800 x 1800w x 750d mm

## COMPATIBLE SCREENS

- Split 22 mm with Translucent PVC or Red/Black E-panel insert
- Breathe 22 mm
- Studio50



## POSSIBLE CONFIGURATIONS



# AXIS 120°

Axis office environments create a sense of community & space and support dynamic changes in workplace technologies while evolving work practices.



# AXIS 120° WORKSTATION



Available to GECA certification at special request



Axis Desking with Translucent and Red Screens

## STANDARD FEATURES

- 50 x 50 mm square end frames with flush ground weld finish
- 50 x 25 mm rails
- 80 mm height adjustment in each foot
- Frames finished in Gloss White powdercoat
- 25 mm worksurfaces finished in White melamine on E0 grade substrate with matching PVC edge
- Available with modesties
- Fixed height 720 mm (incl worksurafce)
- Compatible with comseal cable tidy system

## AVAILABLE IN

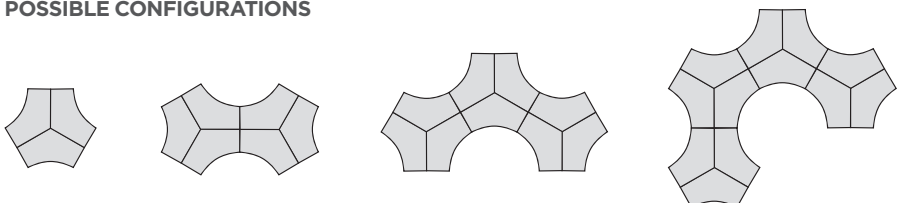
- Single - Workstation
- Shared - Pod
- Fixed Height
- Height Adjustable - Winder
- 1200 x 1200/600 mm
- 1200 x 1200/750 mm

## COMPATIBLE SCREENS

- Split 22 mm with Translucent PVC or Red/Black E-panel insert
- Breathe 22 mm
- Studio50



## POSSIBLE CONFIGURATIONS



# AXIS 90°

## ELECTRIC HEIGHT ADJUST

Standing up at work is more than just a trend, it is also a healthier option. Move up another level with a sit/stand adjustment at the flick of a switch and enables your office workspace the ability to adapt to suit multiple users.





# AXIS 90° WORKSTATION

ELECTRIC HEIGHT ADJUST



Available to GECA certification at special request



Axis 90° Highrise Desking with Studio50 Screens.

## STANDARD FEATURES

- 50 x 50 mm square end frames with flush ground weld finish
- Flat foot frame
- 50 x 25 mm rails
- 80 mm height adjustment in each foot
- Frame finished in Gloss White powdercoat
- 25 mm worksurfaces finished in White melamine on E0 grade substrate with matching PVC edge
- Available with modesties
- AC electric motor - 25 mm/second for simple, smooth adjustment - 70 kg weight capacity
- Electric adjustable worksurface height from 685 mm - 1205 mm (incl worksurface)
- Compatible with comseal cable tidy system

## AVAILABLE IN

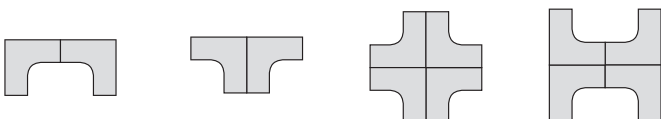
- Single - Workstation
- Shared - Pod
- 1800 x 1800w x 750d mm

## COMPATIBLE SCREENS

- Split 22 mm with Translucent PVC or Red/Black E-panel insert
- Breathe 22 mm
- Studio50
- E-panel clamp-on



## POSSIBLE CONFIGURATIONS





# AXIS DESK

## ELECTRIC HEIGHT ADJUST

Standing up at work is more than just a trend, it is also a healthier option. Move up another level with a sit/stand adjustment at the flick of a switch and enables your office workspace the ability to adapt to suit multiple users.



# AXIS STRAIGHTLINE DESK

ELECTRIC HEIGHT ADJUST



Available to GECA certification at special request



Axis Highrise Desking with Studio50 Screens & integrated power/data duct.

## STANDARD FEATURES

- 50 x 50 mm square end frames with flush ground weld finish
- Flat foot frame
- 50 x 25mm rails
- 80mm height adjustment in each foot
- Frame finished in Gloss White powdercoat
- 25 mm worksurfaces finished in White melamine on E0 grade substrate with matching PVC edge
- Available with modesties
- AC electric motor - 25 mm/second for simple, smooth adjustment - 70 kg weight capacity
- Electric adjustable worksurface height from 685 mm - 1205 mm (incl worksurface)
- Compatible with comseal cable tidy system

## AVAILABLE IN

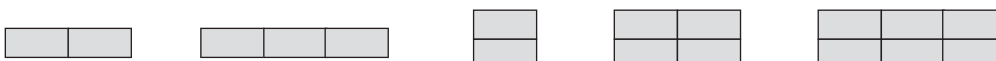
- Single - Desk
- Shared - Straightline or Back-to-back
- 1200w x 750d mm
- 1500w x 750d mm
- 1800w x 750dmm

## COMPATIBLE SCREENS

- Split 22 mm with Translucent PVC or Red/Black E-panel insert
- Breathe 22 mm
- Studio50
- E-panel clamp-on



## POSSIBLE CONFIGURATIONS



# AXIS 90°

## WINDER HEIGHT ADJUST

Multiple users. Multiple shifts. Activity based workspaces. All these factors contribute to the necessity of individual workstations that are height adjustable.



# AXIS 90° WORKSTATION

WINDER HEIGHT ADJUST



Available to GECA certification at special request



Axis 90° Highrise Desking with Studio50 Screens.

## STANDARD FEATURES

- 50 x 50 mm square end frames with flush ground weld finish
- Flat foot frame
- 50 x 25 mm rails
- 80 mm height adjustment in each foot
- Frames finished in Gloss White powdercoat
- 25 mm worksurfaces finished in White melamine on E0 grade substrate with matching PVC edge
- Available with modesties
- Crank handle user adjustable worksurface height from 660 mm - 1060 mm (incl worksurface)
- Compatible with comseal cable tidy system

## AVAILABLE IN

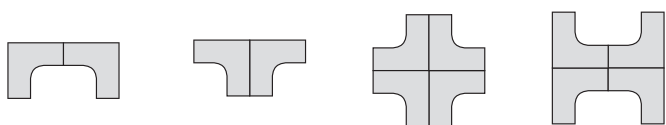
- Single - Workstation
- Shared - Pod
- 1800 x 1800w x 750d mm

## COMPATIBLE SCREENS

- Split 22 mm with Translucent PVC or Red/Black E-panel insert
- Breathe 22 mm
- Studio50
- E-panel clamp-on



## POSSIBLE CONFIGURATIONS



# AXIS 120°

## WINDER HEIGHT ADJUST

Multiple users. Multiple shifts. Activity based workspaces. All these factors contribute to the necessity of individual workstations that are height adjustable.



# AXIS 120° WORKSTATION

WINDER HEIGHT ADJUST



Available to GECA certification at special request



Axis 120° Highrise Desking with Studio50 Screens .

## STANDARD FEATURES

- 50 x 50 mm square end frames with flush ground weld finish
- Flat foot single side frame & H leg shared
- 50 x 25 mm rails
- 80 mm height adjustment in each foot
- Frames finished in Gloss White powdercoat
- 25 mm worksurfaces finished in White melamine on E0 grade substrate with matching PVC edge
- Available with modesties
- Crank handle user adjustable worksurface height from 660 mm - 1060 mm (incl worksurface)
- Compatible with comseal cable tidy system

## AVAILABLE IN

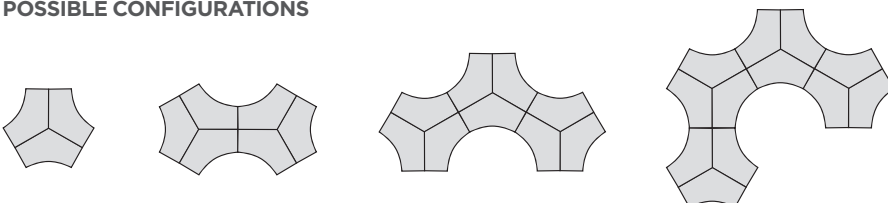
- Single - Workstation
- Shared - Pod
- 1200 x 1200/750 mm

## COMPATIBLE SCREENS

- Split 22 mm with Translucent PVC or Red/Black E-panel insert
- Breathe 22 mm
- Studio50
- E-panel clamp-on



## POSSIBLE CONFIGURATIONS





# AXIS DESK

## WINDER HEIGHT ADJUST

Multiple users. Multiple shifts. Activity based workspaces. All these factors contribute to the necessity of individual workstations that are height adjustable.



# AXIS STRAIGHTLINE DESK

WINDER HEIGHT ADJUST



Available to GECA certification at special request



Axis Highrise Desking with Studio50 Screens & integrated power/data duct.

## STANDARD FEATURES

- 50 x 50 mm square end frames with flush ground weld finish
- Flat foot single side frame & H leg shared
- 50 x 25 mm rails
- 80mm height adjustment in each foot
- Frames finished in Gloss White powdercoat
- 25 mm worksurfaces finished in White melamine on E0 grade substrate with matching PVC edge
- Available with modesties
- Crank handle user adjustable worksurface height from 660 mm - 1060 mm (incl worksurface)
- Compatible with comseal cable tidy system

## AVAILABLE IN

- Single - Desk
- Shared - Straightline or Back-to-back
- 1200w x 750d mm
- 1500w x 750d mm
- 1500w x 800d mm (scaloped)
- 1800w x 750d mm
- 1800w x 800d mm (scaloped)

## COMPATIBLE SCREENS

- Split 22 mm with Translucent PVC or Red/Black E-panel insert
- Breathe 22 mm
- Studio 50
- E-panel clamp-on



## POSSIBLE CONFIGURATIONS

