



WENDELBO

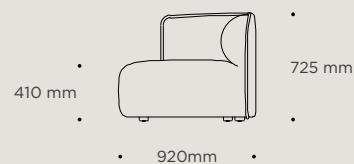
PANORAMA

DESIGN BY

JONAS WAGELL



TECHNICAL SPECIFICATIONS



STRUCTURE INTERIOR

Frame made of FSC certified solid wood and MDF, with webbing spring system.

STRUCTURE PADDING

High resilient, variable density, polyurethane foam, with dacron padding.

SEAT

High resilient, variable density, polyurethane foam, with dacron padding.

BACK

High resilient, variable density, polyurethane foam, with dacron padding.

COVER

Fixed.

LEGS

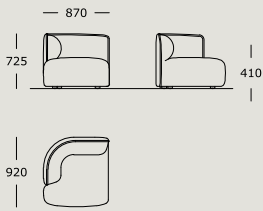
FSC certified solid oak, black stained.

MAINTENANCE

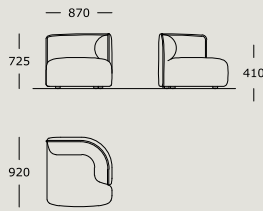
For maintenance of fabric and leather, please contact your retailer.

# PANORAMA

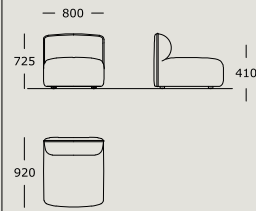
**Module 01**  
1 seater, side, left



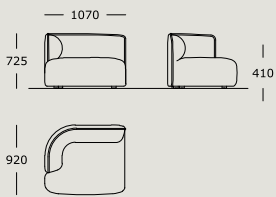
**Module 02**  
1 seater, side, right



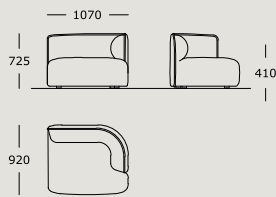
**Module 03**  
1 seater, center



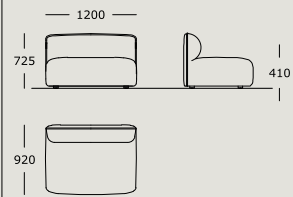
**Module 04**  
Large, 1 seater, side, left



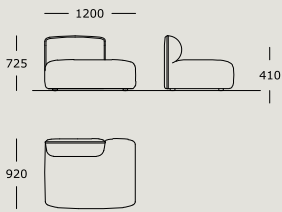
**Module 05**  
Large, 1 seater, side, right



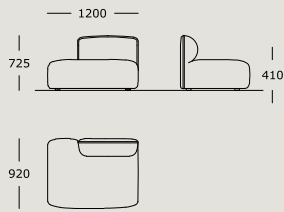
**Module 06**  
1.5 seater, center



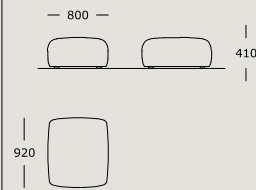
**Module 07**  
1.5 seater, open end, right



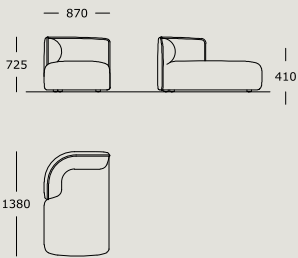
**Module 08**  
1.5 seater, open end, left



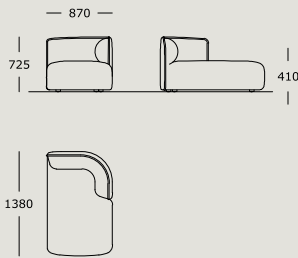
**Module 09**  
1 seater, center, no back



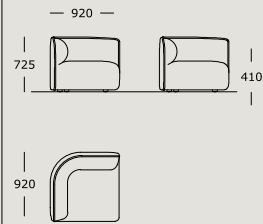
**Module 10**  
Chaise long, left



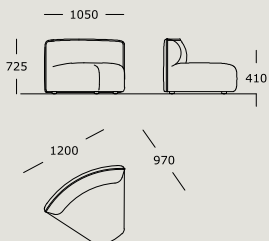
**Module 11**  
Chaise long, right



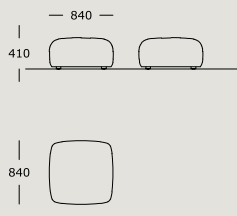
**Module 12**  
Corner, 90 degree



**Module 13**  
Corner, 45 degree



**Module 14**  
Small pouf



**Module 15**  
Large pouf

