

HALFMOON collection
celebrates materiality of sheet
steel, where solidity takes on a
more fluid visual language, as
it is shaped into gentle curves

6mm mild steel rolled legs,
powder coated to Interpon or
Dulux stocked colours with
black adjustable feet

25mm thick tops, laminate,
melamine, or veneer finish to
specification

Commercial grade foam to
bench seat, fully upholstered to
specified fabric

MTO only

Lead time: 4-6 weeks

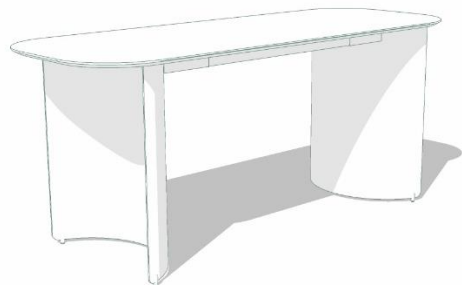
Origin: NSW



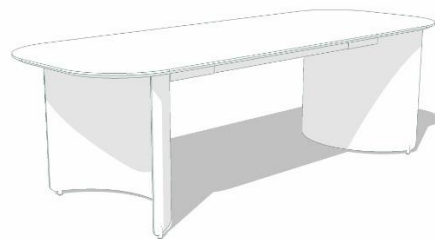
Product tear sheet



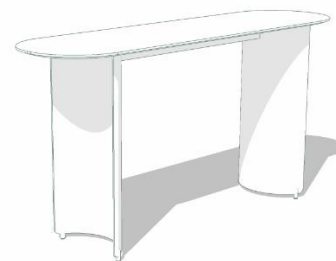
HALFMOON bar table: 2400 x 900 x 900-1000mmH



HALFMOON table: 2400 x 900 x 720mmH



HALFMOON console: 1800 x 500 x 900mmH



HALFMOON bench: 1800 x 500 x 450mmH

