

# WAFFLE PENDANT UPLIT

TYPE: LX-WPU-

## KEY FEATURES

- A suspended acoustic baffle combined with a high-performance upwards wash dimmable LED light source (Indirect)
- Mix and match with Waffle Pendant Downlit and Waffle Acoustic Discs
- Highly effective noise absorption
- Available in 4 sizes, 2 patterns and 50 premium wool colors
- Height adjustable 9' / 3m suspension cables and Black woven power cable
- IES photometric files available
- L70 lifetime rating of 50,000 hours

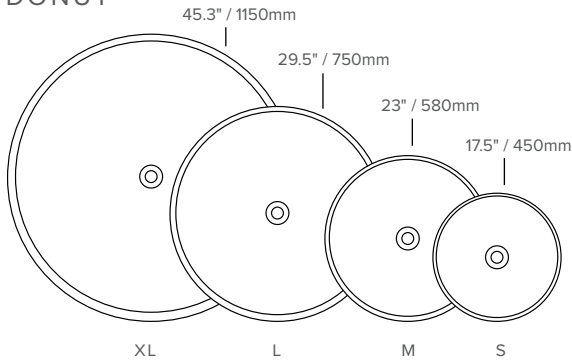
## OPTIONAL EXTRAS

Additional options available upon request:

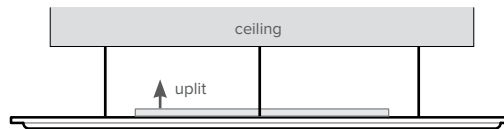
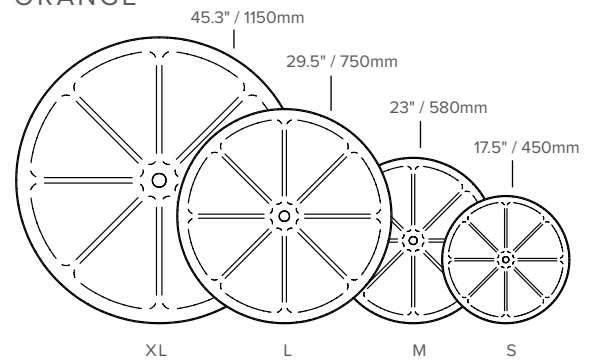
- 0.1% dimming option
- POE
- Bluetooth controller (US & EU only)
- Tunable White output
- White canopy and power cord

## SIZE, OUTPUT AND PATTERN

### DONUT



### ORANGE



	SMALL	MEDIUM	LARGE	EXTRA LARGE
Delivered Lumen Output	1833lm	1833lm	3850lm	3850lm
Wattage	22W	22W	48W	48W
Efficacy	83 lm/W	83 lm/W	80 lm/W	80 lm/W

## ORDER CODE

EXAMPLE: LX - WPU - L - 2R - D - I - 35 - UNV - RD

(Luxxbox Waffle Disc, large (dia 29.5 / 750mm), color 2R, donut pattern, indirect light, 3500K color temperature, Universal 110-277VAC / 0-10V dimming, remote driver)

LX - WPU	SIZE	COLOR	PATTERN	COLOR TEMP	REGION / DIMMING	DRIVER TYPE
WPU	S M L XL	Use color codes as shown	O D	30 35 40	3000K 3500K 4000K	UNV G
					0 - 10V - 10% dimming (120-277V) (North America only) 1% dimming DSI/DALI (220 - 240V)*	CD RD
						Canopy concealed driver (UNV/North America only) Remote driver (UNV or G)

\* Global (G) dimming type is available with Remote driver (RD) only

Luxxbox reserves the right to change the specification, material and colors at any time without notice. Standard warranty terms and conditions apply. All rights reserved © All dimensions and values on specification sheet are nominal. June 2023. LX-Waffle-Pendant-Uplite-Spec-Sheet v3.00



# WAFFLE PENDANT UPLIT (LX-WPU)

TYPE:

## AVAILABLE COLORS

Colors are subject to lead times and variations across batches




Luxbox reserves the right to change the specification, material and colors at any time without notice. Standard warranty terms and conditions apply. All rights reserved © All dimensions and values on specification sheet are nominal. June 2023. LX-Waffle-Pendant-Uplit-Spec-Sheet v3.00



LUXBOX USA INC × (P)+1 (415) 871 0448 × USA@LUXBOX.COM  
LUXBOX PTY LTD × (P)+61 7 3257 2822 × INFO@LUXBOX.COM  
WWW.LUXBOX.COM





# WAFFLE PENDANT UPLIT (LX-WPU)

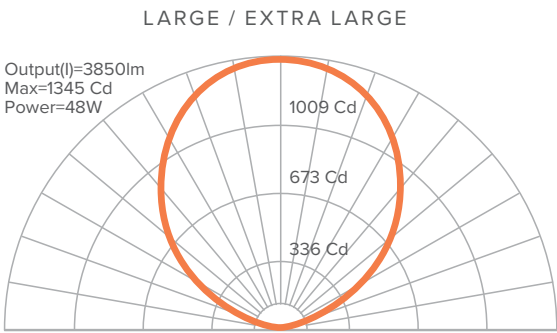
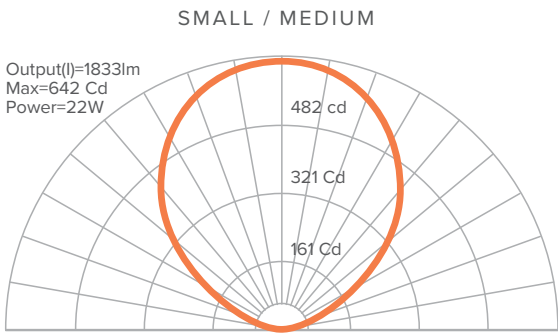
TYPE:

## PHOTOMETRICS

### LIGHT SOURCE SPECIFICATIONS

	SMALL	MEDIUM)	LARGE	EXTRA LARGE
	Indirect	Indirect	Indirect	Indirect
Delivered Lumen Output	1833lm	1833lm	3850lm	3850lm
Wattage	22W	22W	48W	48W
Efficacy	83 lm/W	83 lm/W	80 lm/W	80 lm/W
CRI	90+	90+	90+	90+
CCT	3000, 3500, 4000 K	3000, 3500, 4000 K	3000, 3500, 4000 K	3000, 3500, 4000 K

### LUMINOUS INTENSITY DISTRIBUTION (INDIRECT)

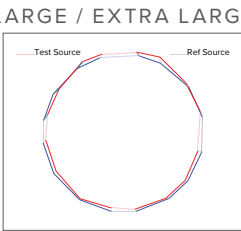
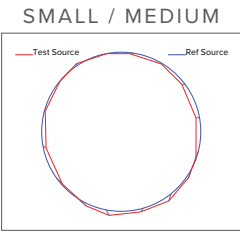


### TM-30METRICS

Fidelity Index (Rf): Average similarity to the reference source for all colors  
Gamut Index (Rg): Average change in chroma for all colors

	SMALL / MEDIUM	LARGE / EXTRA LARGE
Rf (Fidelity Index)	90	90.7
Rg (Gamut Index)	100	98.8

### COLOR VECTOR GRAPHIC




Luxbox reserves the right to change the specification, material and colors at any time without notice. Standard warranty terms and conditions apply. All rights reserved © All dimensions and values on specification sheet are nominal. June 2023. LX-Waffle-Pendant-Uplite-Spec-Sheet v3.00



LUXBOX USA INC × (P)+1 (415) 871 0448 × USA@LUXBOX.COM  
LUXBOX PTY LTD × (P)+61 7 3257 2822 × INFO@LUXBOX.COM  
WWW.LUXBOX.COM





# WAFFLE PENDANT UPLIT (LX-WPU)

TYPE:

## MATERIAL SPECIFICATIONS

COLOR FASTNESS TO LIGHT:	ISO 105-B02-1994 Rating: 6-7
FIRE TEST:	AS 1530.3   ISO 9705: Group 1   GB8624 B1   BS EN 13501.1: Classification B-s1, d0
ENVIRONMENTAL:	PET achieves GreenTag Certification   GreenRate: Level A
THERMAL TRANSITION:	ASTM C518-2010. R- Value = 0.30 m <sup>2</sup> K/W
SOUND ABSORPTION:	AS ISO 354 – 2006   Noise reduction coefficient (NRC) = 0.7
VOC EMISSIONS:	ASTM D5116 Rate: < 0.02 mg/m <sup>2</sup> /hr (7 days)

## PRODUCT ACOUSTIC PROPERTIES

Testing and post analysis procedures were carried out in accordance with the references detailed below:

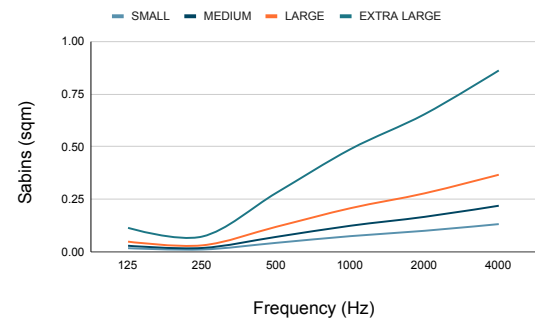
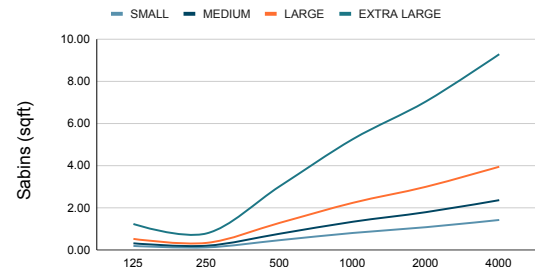
AS ISO 354-2006 (R2016)	Acoustics—Measurement of sound absorption in a reverberation room
AS ISO 11654—2002	Rating of sound absorption—Materials and systems
ASTM C423-17	Standard Test Method for Sound Absorption and Sound Absorption Coefficients by the Reverberation Room Method
ASTM E795-16	Standard Practices for Mounting Test Specimens During Sound Absorption Tests
ISO 20189	Screens, furniture and single objects intended for interior use. Rating of sound absorption and sound reduction of elements based on laboratory measurements.

### IMPERIAL SABINS

	SMALL	MEDIUM	LARGE	EXTRA LARGE
Frequency (Hz)				
125	0.19	0.31	0.52	1.23
250	0.12	0.20	0.33	0.78
500	0.46	0.77	1.28	3.02
1000	0.80	1.34	2.23	5.25
2000	1.08	1.79	2.99	7.04
4000	1.42	2.36	3.94	9.28

### METRIC SABINS

	SMALL	MEDIUM	LARGE	EXTRA LARGE
Frequency (Hz)				
125	0.02	0.03	0.05	0.11
250	0.01	0.02	0.03	0.07
500	0.04	0.07	0.12	0.28
1000	0.07	0.12	0.21	0.49
2000	0.10	0.17	0.28	0.65
4000	0.13	0.22	0.37	0.86



The Sabin data shown above is in accordance with the latest International Standards for the rating of sound absorption and reduction. This is different from the classic methodology, which includes the calculation of the Noise Reduction Coefficient (NRC), the Sound Absorption Average (SAA), the Weighted Sound Absorption Coefficient (**aw**) and the Sound Absorption Class (SAC). However, to make it easier to compare against other products, we are including that information on the table on the right, which was calculated using the Largest Single Face method. Fully detailed test reports are available upon request.


NRC	0.75
SAA	0.76
aw	0.65 (H))
SAC	C

Luxbox reserves the right to change the specification, material and colors at any time without notice. Standard warranty terms and conditions apply. All rights reserved © All dimensions and values on specification sheet are nominal. June 2023. LX-Waffle-Pendant-Uplite-Spec-Sheet v3.00



LUXBOX USA INC × (P)+1 (415) 871 0448 × USA@LUXBOX.COM  
LUXBOX PTY LTD × (P)+61 7 3257 2822 × INFO@LUXBOX.COM  
WWW.LUXBOX.COM













# WAFFLE PENDANT UPLIT (LX-WPU)

TYPE:

## DRIVER INFORMATION

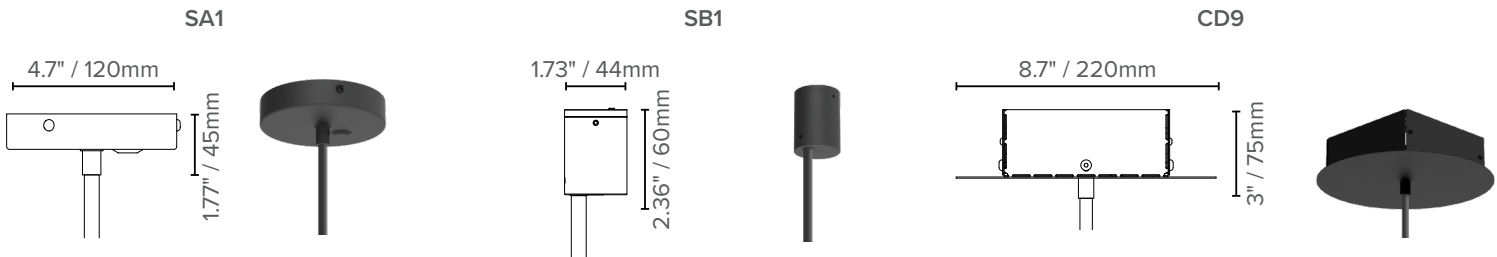
1% DIMMING (DALI) (220-240V)				
Size	Output	Max Output Wattage	Max Output Voltage	Compliance
SMALL	Indirect	22W	20-46VDC	     
MEDIUM	Indirect	22W	20-46VDC	
LARGE	Indirect	48W	20-40VDC	
EXTRA LARGE	Indirect	48W	20-40VDC	

UNIVERSAL 110-277 VAC / 0-10V 1% DIMMING (North America only)				
Size	Output	Max Output Wattage	Max Output Voltage	Compliance
SMALL	Indirect	22W	10-55VDC	 
MEDIUM	Indirect	22W		
LARGE	Indirect	48W		
EXTRA LARGE	Indirect	48W		

## CANOPY INFORMATION

Please note power cord and canopy will always be supplied in black unless specified otherwise.

SIZE	UNV (NORTH AMERICA)		G (GLOBAL)
	RD	CD	RD
WPU- S/M	SA1	CD9	SB1
WPU- L/XL	SA1	CD9	SB1




Luxxbox reserves the right to change the specification, material and colors at any time without notice. Standard warranty terms and conditions apply. All rights reserved © All dimensions and values on specification sheet are nominal. June 2023. LX-Waffle-Pendant-Uplite-Spec-Sheet v3.00



LUXXBOX USA INC × (P)+1 (415) 871 0448 × USA@LUXXBOX.COM  
LUXXBOX PTY LTD × (P)+61 7 3257 2822 × INFO@LUXXBOX.COM  
WWW.LUXXBOX.COM



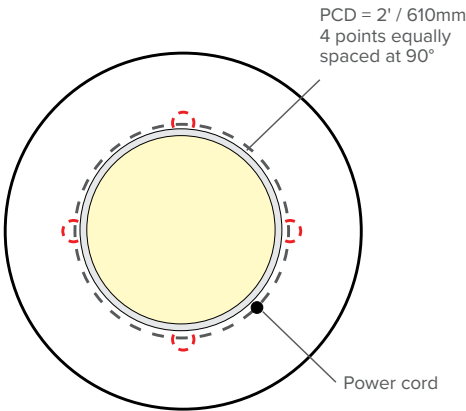


# WAFFLE PENDANT UPLIT (LX-WPU)

TYPE:

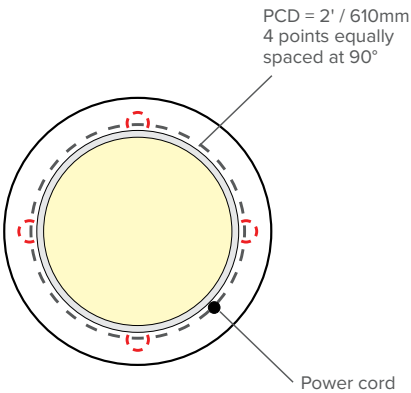
## SUSPENSION POINTS

(All suspended Discs supplied with 9' / 3m of height adjustable suspension cables)



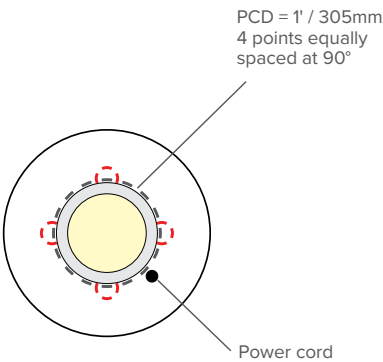
SIZE XL

45.3" / 1150mm



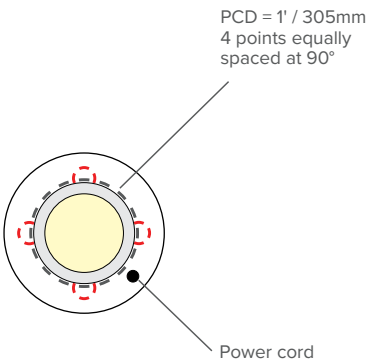
SIZE L

29.5" / 750mm



SIZE M

23" / 580mm



SIZE S

17.5" / 450mm

Luxxbox reserves the right to change the specification, material and colors at any time without notice. Standard warranty terms and conditions apply. All rights reserved © All dimensions and values on specification sheet are nominal. June 2023. LX-Waffle-Pendant-Uplit-Spec-Sheet v3.00

