

On the Qt

...for when you need a 'little' privacy.



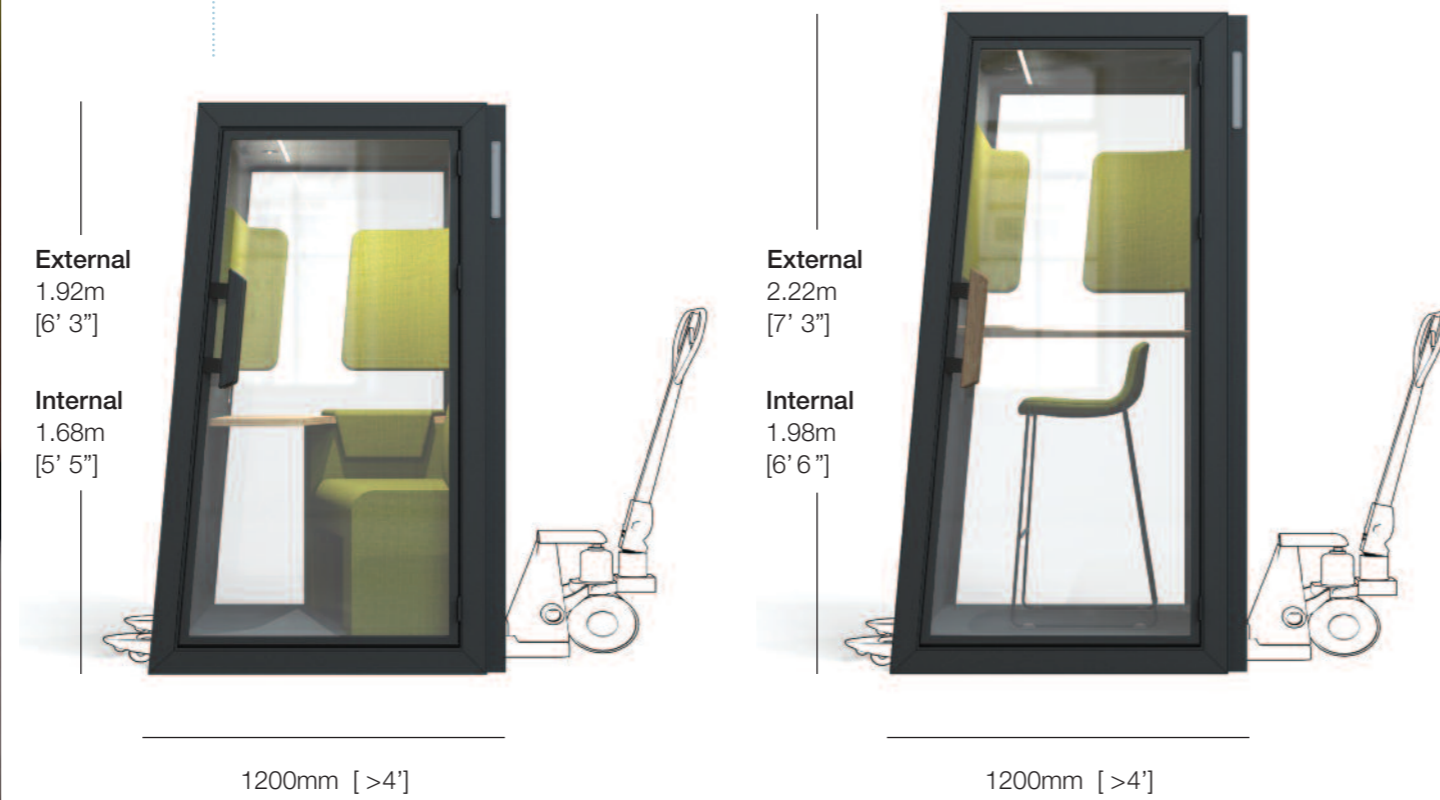
orangebox

Fire safety

On the Qt has been designed to offer the highest levels of fire protection, with options including a full E84 Class A fire rating.

With a footprint of 1.2m (3ft 9"), it is exempt from sprinkler integration in most regions and projects, but it can accommodate a sprinkler where needed.

Material choice has been carefully considered, offering choice and personality while meeting global fire and environmental standards.



The booths are easy to position wherever you want them with the use of a simple palette truck.

Air, light and power

Air circulation, lighting and power are all beautifully integrated and hidden from view.

Within the booth, light is focused on the shelf you're working at, while airflow is directed towards you for a haptic sensation, improving cooling.

It's the little things that make the difference, such as the indicator light (standard on all phone booths), which makes it easy to identify an available booth from a distance.




Lights and ventilation turn on and off automatically... no need to worry about switching anything on or off, simply get on with your call and then go on with your day.

Simple power sockets and USB power options are available, so you don't need to worry about running out of juice.

Acoustics

On the Qt offers high levels of acoustic insulation, achieved through unique and innovative sound blocking and sound absorbent cassette walls (developed specially for Orangebox products).

To solve privacy issues common to phone booths, it also has a super-rigid doorframe that maintains consistent seals all round.



The inner baffles are cleverly designed and engineered to have multiple functions.

They offer opportunities to have fun with spot colour (visible inside and out), enabling identification of individual booths.

They also serve an ergonomic function, creating a soft corner it's natural to hunker into, which improves call privacy by intuitively prompting you to talk towards the corner. The opposite side baffle creates a point of focus to chat into for added sound absorption.

On the Qt

...for when you need a 'little' privacy.

Q.

- How does a new phone booth fit in an already saturated market?
- How do we bring new value to clients?

Our research made it clear that there were opportunities to improve booths' core function (call making) and comfort, while at the same time integrating other functions within this piece of prominent interior architecture.

Phone booths are incredibly popular spaces for making quick calls in privacy; a vast improvement over calling from stairwells or corridors (or worse still, while walking around the office or hovering around other people's desks). Booths have become so popular, however, that staff complain when they can't find an empty one. In fact, research shows that many staff love phone booths a little too much, abusing the 'quick call' function by occupying them for long periods of time – an hour+, or even half a day.

Rather than attempting to discourage this by making booths as cramped as possible, we've instead developed a concept that, while it encourages quick calls, also offers more space and functionality for those needing to spend longer, more focused time inside.

This extended bandwidth offers clients a perfectly pitched broader function, in a neat compact package.

Mark Partridge
Interior architecture design manager – Orangebox

"The best spot in the office is a phone booth — if you can get into one"

"... to workers flanked by the constant banter of their colleagues, business dealings and personal dramas, the booths represent their best hope for any semblance of privacy.

People are always cramped out in them... in the scramble to find a soundproof sanctuary, some employees have resorted to bribery [...]"

Sarah E. Needleman
New York Times Nov. 27, 2018

A.

On the Qt

The unique 'Kink' shape creates a totally fresh aesthetic and function, unlike any other booth out there.

A soft intuitive space to make a call... zoom... hangout... meet... goto... skype... facetime...
or simply think for a while.

On the Qt

...for when you need a 'little' privacy.

orangebox
smart
working®

Orangebox Smartworking® London
38 Northampton Road,
London EC1R 0HU, United Kingdom.
T: +44 (0)20 7837 9922
email: smartworkinglondon@orangebox.com

Orangebox Smartworking® Huddersfield
Bates Mill, Colne Road,
Huddersfield HD1 3AG, United Kingdom.
T: +44 (0)1484 536 400
email: smartworkinghuddersfield@orangebox.com

Orangebox Smartworking® Dubai
Dubai Design District, Building 3 Office 504,
PO Box 333016, Dubai, UAE.
T: +971 (0)4770 7900
email: smartworkingdubai@orangebox.com


Head Office & Manufacturing
Orangebox Limited, Parc Nanitgarw,
Cardiff CF15 7QU, United Kingdom.
T: +44 (0)1443 816 604
email: sales@orangebox.com

www.orangebox.com

On the Qt

A soft intuitive space

to connect in privacy, carry out focused work or simply think for a while.



Touchpoints

Touchpoints within the phone booths have been carefully considered for intuitive use, comfort, function, feel and cleanliness.

These touchpoints elevate the user experience and create hidden delights: things you don't expect, which make you smile when you spot them.

The beautifully crafted wood door handle is smooth and inviting to the touch, welcoming you in.

The 'stand' version naturally invites you to lean into the softly padded corner, while the 'sit' version's comfortable, perfectly integrated seat has a soft arm pad to rest your elbow on when you're on calls.

The shelf offers space for note taking, and room for your phone or tablet, offering a great set-up for video calls.

Hard, non-porous touch surfaces have been minimized for easy cleaning while plenty of porous fabrics and felt reduce the level and frequency of deep cleaning required. Recent studies suggest 'on surface' virus viability and transferability from fabrics is much lower compared to nonporous surfaces such as plastic, laminate, glass and stainless steel.*

*Studies available on request.



The 'kink'

Remind me again, why the 'kink'?

The internal angled face bounces any reflected sound down and away, like a recording studio, minimising audible reverb, while the 'kink' offers enhanced acoustic privacy by exploiting the air gap between booths.

As the kinked air gap is always on the facing side, you talk into the gap, reducing booth-to-booth speech transmission.

In back-to-back booths, you talk away from other users. It's a win-win situation in either configuration.



A fresh story both aesthetically and functionally,

it's unlike any phone booth out there...

Sit

A short phone booth for when you want to sit down, connect or maybe just think for a while.

The unique 'kink' shape gives more leg room when seated, and at the same time improves acoustic comfort and performance.



A short booth is for when you want to maximise the function and minimise the impact on the open landscape.

Stepping inside is easy - just like getting into your car.

Stand

A tall booth for quick calls.

The tall On the Qt phone booth has a simple lean pad, creating a soft ergonomic corner to hunker into for comfort, privacy and acoustic absorption when on the phone. It also has space for a stool.




By combining short and tall booths, you can intuitively communicate the different function and occupancy lengths.

Specifying the tall booth without power is a subtle hint to not stay too long.

Keep it flexible: a row of semi-private spaces against a wall can quickly provide privacy, without the need to build in.

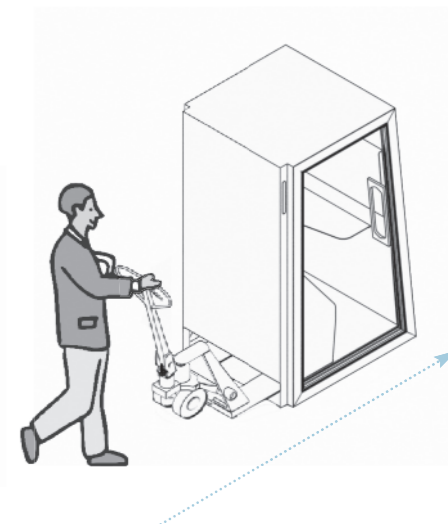


By placing a few 'sit' booths together you can create a dedicated project area around a shared central space.



There are plenty of finishes to have fun with: plywood outer walls can lend a natural touch; wrapped fabric a soft and inviting feel; a plain laminate or texture painted steel a stripped-back industrial aesthetic. You can also enhance privacy by adding one of our unique patterns to the glass - or even designing your own.

On the Qt can be assembled on site in just an hour. And once assembled, it's easy to truck around: simply pop the bottom cover off, push a pallet truck underneath, jack up and wheel wherever you want.



Adjustable feet take care of leveling once it's in position.