

**viccarbe**

# Noha Lounge Chair

---

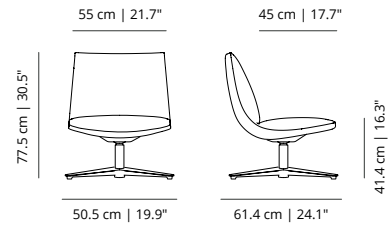
Designed by L + R Palomba

Technical info - EN

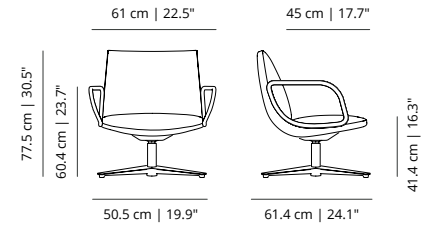
V01

## NOHA LOUNGE CHAIR

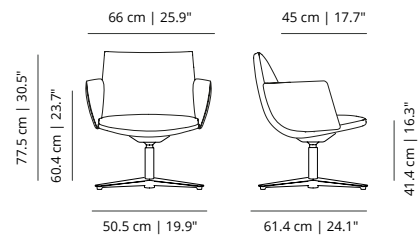
### NOHEXBUGPL flat swivel base



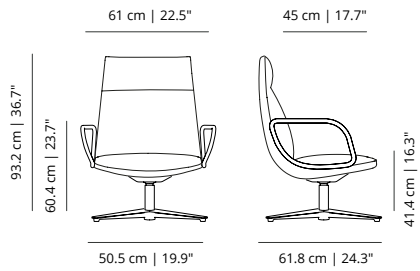
### NOHEXBUGPL + NOHEXBR flat swivel base with metal armrests



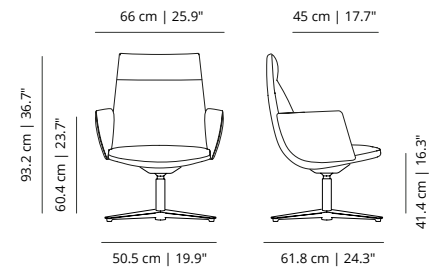
### NOHEXBUGPL + NOHEXBRT flat swivel base with upholstered armrests



### NOHEXBUGPL2 + NOHEXBR flat swivel base with metal armrests

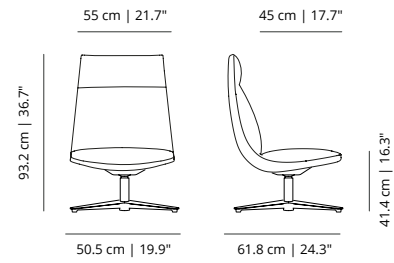


### NOHEXBUGPL2 + NOHEXBRT flat swivel base with upholstered armrests



## NOHA EXECUTIVE LOUNGE CHAIR

### NOHEXBUGPL2 flat swivel base



## FINISHES

### Upholstery

All the fabrics from our collection.

### BACKREST HEIGHTS

**Standard and Executive backrest** – Moulded polyurethane foam seat on steel frame.



Standard backrest

Executive backrest

### ARMRESTS

**Metal armrests** – Calibrated tubular steel armrests powder coated in black, white or taupe thermoset polyester.

**Upholstered armrests** – Moulded polyurethane foam armrests on steel structure.




Without armrests

Metal armrests

Upholstered armrests

### STRUCTURE

#### Powder coated



white  
RAL 9003

black  
RAL 9005

#### PIPING COLORS



white

linen

burgundy

forest green

anthracite

## OPTIONAL MECHANISMS



Tilting

Self-return

## BASE

**Flat swivel base** – White or black lacquered swivel aluminum base with microtextured finish. Black or translucent plastic glides with or without felt. Available with tilting and self-return mechanism.

## Let's talk

*We want to help you find the best designs for your project. Contact us and our team will get back to you as soon as possible.*

+ CONTACT US